



VETT 214 Vet Anesth & Surg Asst III section name section credit hours
Credits
Syllabus

Course Information

Meeting times and location: section meeting_times section location

Catalog description: Veterinary Anesthesia and Surgical Assisting 3 is an advanced course designed to instruct students in advanced and interactive preanesthetic evaluations, induction of anesthesia, and the monitoring of anesthesia and post-anesthetic patients.

Prerequisites: Student must have clinical site and preceptor approved.

Terms offered: All Semesters

Section-specific Course Description:

Course Level Objectives

Upon successful completion of the course, students will be able perform the following.

1) Students will effectively select and safely utilize the appropriate anesthetic delivery protocols and monitoring instruments and equipment to effectively manage patients in all phases of anesthetic procedures.

A) Given the characteristics of the anesthetic patient and the procedure being performed, the veterinary technician will work with the veterinarian to assess the patient's risk status and determine appropriate anesthetic and perianesthetic protocols to provide effective pain management and maximum anesthetic safety and effectiveness.

B) Choose and utilize appropriate techniques and equipment to accurately and effectively monitor the patient's ongoing status before, during and after anesthesia to

provide for adequate anesthesia, analgesia and a safe recovery.) Given the characteristics of the anesthetic instruments and equipment being used, the veterinary technician will recognize and respond appropriately to equipment malfunctions or inappropriate equipment setup in order to ensure proper function and provide maximum benefit to the patient.

C) Given the requirements of the anesthetic protocol, the veterinary technician will select, evaluate and adjust equipment to ensure proper function and provide maximum benefit to the patient.

2) Students will demonstrate knowledge of all aspects of patient management for common surgical procedures in a variety of animal species.

A) Given the characteristics of the patient and the surgical procedure to be performed, the veterinary technician will use medical records and patient identification methods to assure that the patient and scheduled procedures are correct.

B) Given the characteristics of the patient and the surgical procedure to be performed, the veterinary technician will obtain the patient's vital signs, note any specific physical abnormalities, ensure pre-surgical tests have been completed and report the patient assessment to the veterinarian.

C) Given the characteristics of the patient and the surgical procedure to be performed, the veterinary technician will identify the appropriate area of hair to be removed and select appropriate methods to reduce microbial flora on the skin in the area of surgical site in order to decrease the chance of surgical wound contamination.

D) Given the characteristics of the patient and the surgical procedure to be performed, the veterinary technician will position the patient appropriately to provide maximum convenience for the surgeon and maximum safety and benefit for the patient.

E) Given the characteristics of the patient and the surgical procedure to be performed, the veterinary technician will understand and utilize appropriate aseptic techniques to assist operative personnel in order to provide maximum safety and benefit to the patient.

F) Given the characteristics of the patient and the surgical procedure to be performed, the veterinary technician will assure that anesthetic and post-operative pain management protocols are appropriate to provide maximum safety and benefit to the patient.

G) Given the characteristics of the patient and the surgical procedure to be performed, the veterinary technician will understand and administer the appropriate methods of post-operative care to assure maximum safety and benefit to the patient.

3) Students will explain the importance of providing the appropriate instruments, supplies and environment in order to maintain asepsis during surgical procedures.

A) Given the characteristics of the patient and the surgical procedure to be performed, the veterinary technician will properly select, wrap and sterilize appropriate instruments and supplies and prepare and maintain the surgical environment to ensure maximum safety and benefit to the patient.

Required Texts and/or Materials


*image
not
available*

Essential Clinical Procedures for Veterinary Technicians

9781681357485

Kristin Loy, Scott Keller

2018-01-01




Clinical Anatomy and Physiology for Veterinary Technicians

9780323227933

Thomas P. Colville, Joanna M. Bassert

Elsevier Health Sciences

2015-03-19




Small Animal Surgical Nursing

9780323312288

Marianne Tear

Elsevier Health Sciences

2016-11-02



Anesthesia and Analgesia for Veterinary Technicians - E-Book

9780323356015

John Thomas, Phillip Lerche

Elsevier Health Sciences

2016-03-23

Required Technology and Software

- Canvas
- Chrome, Safari, or Firefox

Technical Support

Technical support is available through the San Juan College Help Desk 24/7/365. The help desk can be reached at 505-566-3266 or by creating a ticket at [San Juan College Help Desk](#).

For tickets and password reset: [San Juan College Help Desk](#)

For Canvas support information: [Canvas Support](#)

Accessibility/Privacy Policies for all Technology Tools Used

[Accessibility/Privacy Policies for all Technology Tools Used](#)

Course Requirements

Students will do the following activities:

- 1) Students will effectively select and safely utilize the appropriate anesthetic delivery protocols and monitoring instruments and equipment to effectively manage patients in all phases of anesthetic procedures.

2) Students will demonstrate knowledge of all aspects of patient management for common surgical procedures in a variety of animal species.

3) Students will explain the importance of providing the appropriate instruments, supplies and environment in order to maintain asepsis during surgical procedures.

COVID Safe Practices for Being on Campus

Masks / cloth face coverings must be worn while on campus in accordance with the New Mexico public health order. If you feel that you cannot wear a mask due to health complications, please contact Disabilities Services:

disabilityservices@sanjuancollege.edu or call (505) 566-3271. Hand sanitizer stations are at all building entrances, please “wash in, wash out”--clean your hands when you enter and before you leave. Classrooms and labs have been arranged to allow for social distancing; please respect your classmates and instructors by staying 6 feet away from everyone. You will be expected to disinfect your table or area prior to class and after class, cleaning products will be provided for this purpose. Check with your instructor for specific policies for their course. Please do not congregate in hallways or common areas, instead utilize our beautiful outside spaces and weather to visit with your friends and colleagues from a safe distance.

If you have been in contact with anyone who has tested positive for COVID-19, has symptoms, or is waiting on test results, contact your instructor and DO NOT come to class. If you have tested positive, have symptoms or are waiting on test results, contact your instructor and DO NOT come to class. Your health care provider or the assigned contact tracer will let you know when it is safe for you to be around others.

Student Support

Student Services and Support

The Student Support webpage provides information on counseling, tutoring, technical support, and many other support services available to San Juan College students.

[Student Support](#)

Academic Support

Academic Support webpage provides information on academic advising, the library, Testing Center, and the honors program.

[Academic Support](#)

Participation and Attendance Policy

Students are expected to participate in the course weekly, and stay on schedule with the completion assignments, quizzes, and exams. Students must complete the first course quiz before the participation drop date or they will receive an administrative drop from the course.

Canvas Participation and Expectations

Students are expected log into Canvas daily, check for any emails and posted announcements, and stay on the posted schedule with the completion of assignments, quizzes, and exams. Instructor response time to emails or phone calls will be within 3 working days, Monday through Friday.

Instructor Response Time

Instructor response time to emails or phone calls will be within 3 working days, Monday through Friday.

Course Time Commitment

Students can expect to spend 6 to 8 hours per week to complete this class.

Grading

Final grades are calculated based on the following:

Two Major Exams (100 points each) = 200 points

Fifteen Weekly Quizzes (10 points each) = 150 points

Total Points Possible for the class = 350

350 points to 315 points = A

314 points to 280 points = B

279 points to 245 points = C

244 points and less = F

All quizzes and exams have specific closing dates, and all tests must be taken before the closing date to receive credit. Quizzes and exams will close at 11:55 PM Mountain Time. No matter when you begin the quiz or exam, it will close at the scheduled time. There will be no extensions due to internet problems, computer glitches, and so on. You have the option of waiting until the last minute to take a quiz or exam, but you do so at your own risk. If you take the quiz or exam well ahead of the due date, that will give you time to sort out and correct any problems.

Weekly quizzes and the two exams may be taken twice, and the highest grade is the score that will be recorded.

You do not have to pass any single quiz or exam with a specific percentage to pass the course. To pass this class you must have a total of 245 or more cumulative points.

Course Task Checklist: No Points – Pass or Fail Only. You **MUST** pass the CTC to pass the class, regardless of how many points you may have in the class. Your Course Task Checklist (CTC) will be posted on the course site as a PDF. To receive credit for the CTC you **MUST** do the following:

A) Download the CTC.

B) Be sure that your name and Student ID number is printed legibly on each and every page of the CTC. You may add that information by hand or add using MS Word. Regardless, your name and ID number need to be on each page.

C) Complete the CTC according to the instructions.

D) You must complete EVERY task with a 70% or greater average to receive credit for the task list. Credit for the task list is required to pass the course. If every task is not completed with a 70% or greater score, you will receive a failing (F) performance grade for the class.

E) It is important to remember that you may attempt to complete the task or tasks as many times as you want. You don't have to do it perfectly the first time you try. You should use practice and your preceptor's assistance to learn to perform the tasks based on the specific criteria listed. If you do not perform the task according to the criteria listed, you are allowed to re-perform the task until it is successfully completed at the 70% or greater evaluation.

F) The tasks listed are required of all students in AVMA accredited programs and each and every task **MUST** be successfully completed. If there are any questions or if anything is unclear about what is expected of your preceptor, or the requirements for the CTC, the course instructor should be contacted as soon as possible.

G) Course Task Checklists for this class will only be accepted in an electronic format. In order to receive credit for your CTC, it must be submitted through the Course Task Checklist area in the Assignments portion of the class. You should submit your CTC as one document. A PDF file works best. If you do not have a PDF writer i.e. Adobe Acrobat or the free downloadable CutePDF Writer, most scanners will copy and compress a document into one PDF file.

Key Dates to Remember

[Full Academic Calendar](#)

Course Schedule

Week 1 Reading Assignments and Tests

- 1) Chapter 9: The Nervous System in the Colville and Bassert text, pages 226 to 251.
- 2) Chapter 8: Surgical Procedures in the Tear text – Part 1, pages 129 to 144.
- 3) Quiz 1 on Chapter 9 in the Colville and Bassert text.

Week 2 Reading Assignments and Tests

- 1) Chapter 7: Special Techniques in the Thomas and Lerche text, pages 214 to 237.
- 2) Chapter 8: Surgical Procedures in the Tear text – Part 2, pages 144 to 156.
- 3) Quiz 2 on Chapter 7 in the Thomas and Lerche text.

Week 3 Reading Assignments and Tests

- 1) Chapter 8: Analgesia in the Thomas and Lerche text, pages 239 to 272.
- 2) Chapter 8: Surgical Procedures in the Tear text – Part 3, pages 156 to 176.
- 3) Quiz 3 on Chapter 8 in the Thomas and Lerche text.

Week 4 Reading Assignments and Tests

- 1) Chapter 9: Canine and Feline Anesthesia in the Thomas and Lerche text, pages 273 to 305.
- 2) Chapter 8: Surgical Procedures in the Tear text – Part 4, pages 176 to 189.

3) Quiz 4 on Chapter 9 in the Thomas and Lerche text.

Week 5 Reading Assignments and Tests

1) Chapter 10: Equine Anesthesia in the Thomas and Lerche text, pages 306 to 323.

2) Chapter 8: Surgical Procedures in the Tear text – Part 5, pages 189 to 208.

3) Quiz 5 on Chapter 10 in the Thomas and Lerche text.

4) Quiz 6 on Chapter 8 in the Tear text.

Week 6 Reading Assignments and Tests

1) Chapter 11: Anesthesia of Ruminants, Camelids, and Swine in the Thomas and Lerche text, pages 324 to 339.

2) Chapter 9: The Postoperative Patient in the Tear text, pages 209 to 234.

3) Quiz 7 on Chapter 11 in the Thomas and Lerche text.

4) Quiz 8 on Chapter 9 in the Tear text.

Week 7 Reading Assignments and Tests

1) Chapter 12: Rodent and Rabbit Anesthesia in the Thomas and Lerche text, pages 340 to 361.

2) Quiz 9 on Chapter 12 in the Thomas and Lerche text.

3) Exam One on Quizzes 1 – 8.

Week 8 Reading Assignments and Tests

1) Chapter 11: The Endocrine System in the Colville and Bassert text, pages 273 to 291.

2) Chapter 10: The Technicians Role in Pain Management in the Tear text, pages 235 to 242.

3) Quiz 10 on Chapter 11 in the Colville and Bassert text.

4) Quiz 11 on Chapter 10 in the Tear text.

Week 9 Reading Assignments and Tests

1) Chapter 18: The Urinary System in the Colville and Bassert text, pages 445 to 463.

2) Chapter 11: Postoperative Cleaning in the Tear text, pages 243 to 260.

- 3) Quiz 12 on Chapter 18 in the Colville and Bassert text.
- 4) Quiz 13 on Chapter 11 in the Tear text.

Week 10 Reading Assignments and Tests

- 1) Chapter 13: Anesthetic Problems and Emergencies in the Thomas and Lerche text, pages 362 to 383.
- 2) Chapter 12: Client Education for Postoperative Care – Part 1 in the Tear text, pages 261 to 272.
- 3) Quiz 14 on Chapter 12 in the Tear text.

Week 11 Reading Assignments and Tests

- 1) Chapter 13: Anesthetic Problems and Emergencies – Part 2 in the Thomas and Lerche text, pages 383 to 403.
- 2) Quiz 15 on Chapter 13 in the Thomas and Lerche text.

Week 12 Reading Assignments and Tests

- 1) Exam Two on Quizzes 9 - 15

College Policies

The following information also applies to your work in this class. If you have special needs for campus emergency situations, please inform me immediately.

1. Academic Accommodations - American with Disabilities Act (ADA)

If you believe you need academic accommodations due to physical or learning disabilities, you are encouraged to inform them as soon as possible. The coordinator can work with you in verifying your disabilities and developing accommodation strategies. Please go to [Disability Services Office](#), click the button for “Request for Services” and complete all the steps.

You can also contact the college’s disability coordinator in the Advising/Counseling Center at 566-3271 or disabilityservices@sanjuancollege.edu. More information is available on the website listed above.

2. The Family Educational Rights and Privacy Act (FERPA)

Your personal information and grade are confidential. Aside from routine reporting to the college required for this course, I will not share such information with

anyone unless I have your permission.

3. Academic Honesty Rules

San Juan College expects all students to adhere to the [Academic Honesty Rules](#) as posted online. These are the official guidelines for all classes at San Juan College (July 2006).

4. Student Conduct Statement

College is preparation for professional opportunities, and professional conduct is expected in courses, including online classes, as well as any written communications, and interactions with members of the college community. As part of our learning community, students are expected to interact and communicate in a mature, respectful, thoughtful, and supportive manner. Students who demonstrate disrespectful, hostile, belittling, bullying or other disruptive behavior will be subject to potential consequences and possible dismissal from the college. The college will take appropriate action when students demonstrate threatening behavior (to others or self). Students should refer to the Code of Conduct in the Student Handbook for additional information.

5. Student Safety

Keeping students safe is a priority, and part of that is ensuring that we have the ability to communicate emergency messages – whether for school closures due to weather or for more or urgent situations. Rave is San Juan College’s emergency messaging system. Through your SJC student email, you will automatically receive email messages, however, it is also vital that you receive text messages. In order to receive the messages, you must register in a simple process with [Rave](#). When registering, please make sure that your mobile status is “confirmed.”

The Department of Public Safety is available 24 hours per day. In an emergency, they can be accessed by calling 215-3091 or 566-3333.

In the event of an emergency, a Rave message will be sent, and depending on the situation, you will be instructed to do one of the following:

- Evacuate the building
- Shelter in place (Campus doors are locked, and operations continue as normal. During this situation, no one other than law enforcement is allowed in or out of the campus.)
- Lockdown (Campus doors are locked. All operations cease, and you should take cover in your immediate area. No one other than law enforcement is allowed in or out of the campus.)

6. Non-Discrimination, Sexual Harassment, and Retaliation.

San Juan College does not discriminate on the basis of race, color, religion, sex, sexual orientation, gender identity, national origin, disability, age, genetic, veteran’s status, or on the basis of any other category protected under federal, state and local laws. If you have experienced sexual harassment, sexual assault,

or any other form of protected class discrimination, we encourage you to make a report. If you report to a faculty member, she/he/they are obligated by policy to share knowledge, notice, and/or reports of harassment, discrimination, and/or retaliation with the Title IX Coordinator. These disclosures include but are not limited to reports of sexual assault, dating/domestic violence, and stalking. You may also make a confidential report to a SJC Counselor. Please refer to San Juan College's [Title IX](#) site for further details.

San Juan College's Title IX Coordinator is Stacey Allen, Assistant Director of Human Resources/Equity, Diversity, and Inclusion Officer. The office is located at the Educational Services Center Building, 2nd Floor, Human Resources, Room 4243 at (505) 566-3515 or allens@sanjuancollege.edu.

7. **Drop for Non-Attendance and/or Non-Participation**

Class Attendance and Participation Expectation:

Face-to-Face -- Students are expected to attend and participate in class regularly. Any student missing more than 10% of consecutive class time, (For example, in a regular 15-week class that meets twice a week, this equates to the student missing 3 consecutive classes) without consultation with the instructor may be considered as having abandoned the course.

On-line -- Students are expected to participate regularly and submit all course assignments, based on the course guide definition. A student who does not submit any assignments during a consecutive 10% of the course (1.5 weeks of a 15-week semester) without consulting the instructor, may be considered as having abandoned the course. Logging in does not meet the attendance standard.

Competency-Based Education Classes -- Students are expected to have regular and substantive interactions with their instructor and to actively work on course content. A student who has not submitted coursework, nor had substantive interactions with the instructor over a consecutive 10% of the term, without the instructor's prior approval, will be considered to have abandoned the competency progression. Last date of attendance will be recorded as the last date that coursework was submitted or that the student met with the instructor. For on-line learners, logging in does not meet the attendance standard.

8. **Failure to Meet Class Participation Expectation:**

Students who fail to meet participation expectations will have their last date of

attendance recorded. This date will be used to recalculate any financial aid received/veteran's benefits received, and the student may be required to repay the institution/government. If the student does not drop the course, an 'X' grade will be recorded. An 'X' grade impacts the grade point average the same as an 'F'.

9. Grading Policies

Incomplete: Incomplete Grade Assignment ([Incomplete Grades Information](#))

The grade of I (Incomplete) is given for passing work that could not be completed during the semester because of circumstances beyond the student's control. Ordinarily, the assignment of an I is given by the course instructor at the time final grades are due

In no case is an I grade to be used to avoid assignment of D or F grades for marginal or failing work or to require a student to enroll in the class the next semester because work was not completed on time. Circumstances warranting the issuance of an I grade must be beyond the student's control and must be documented on the appropriate form prior to approval.

I grades can be removed only during the subsequent 16 weeks from the end of term, or within the time limit set by the instructor. Removal of an I is accomplished by completing the work in a manner acceptable to the instructor. Re-enrollment in the course under the repeat option does not remove the prior grade of I. Students should not re-enroll for the course. An I not made up within 16 weeks or within the time limit set by the instructor will change to an F grade thereafter and cannot be changed by work completion.

10. Grade Appeals

The policy for grade appeals is in the Academic Catalog. ([Grade Appeal Policy](#))

Student Handbook

The Student Handbook provides information on Student support, student organizations, and San Juan College policies.

[Student Handbook](#)